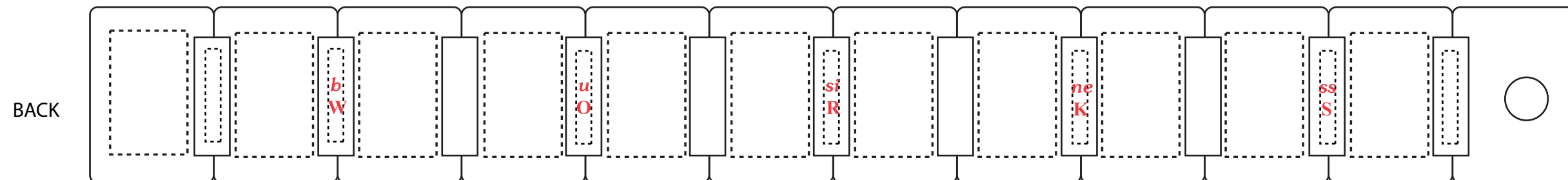



imprint may be larger if rotated depending upon logo proportions.




imprint does not show in closed position on this hinge


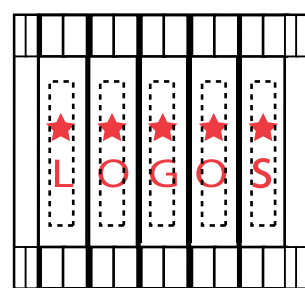
imprint does not show in closed position on this hinge



We do not print over the hinges because the imprint will break up and ink will fill in the grooves.

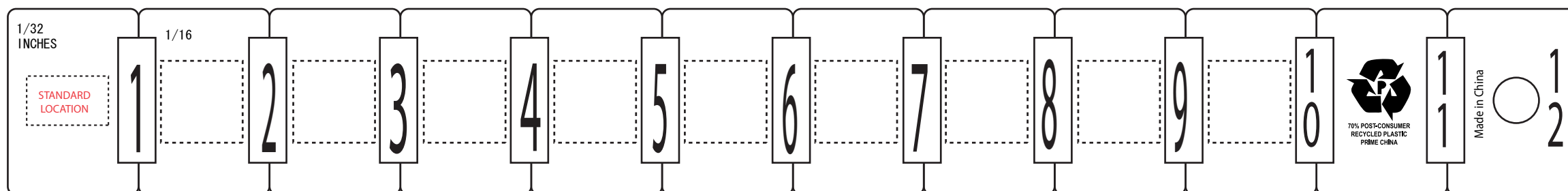


suggested imprint



PL-4058
Fold 'em Up Ruler

Imprint Area Square 1 5/8" W X 3/8" H
Imprint Area Squares 2-11 - 5/8" Square
Imprint Area On Back Squares 1-11 - 5/8" W X 1" H
On Folded Ruler On Back - see tempalte



PL-4057
Fold 'em Up Ruler